

ONEFLOR USA ACOUSTICAL PERFORMANCE TEST REPORT

SCOPE OF WORK

ASTM E90, ASTM E492, AND ASTM E2179 TESTING ON
3.5 MM ONEFLOR SETAGRIP/SETADB

SPECIMEN TYPE

Concrete Slab - 152 mm (6")

REPORT NUMBER

N1333.03-113-11-R1

TEST DATE

12/11/21

ISSUE DATE

03/29/22

REVISED DATE

03/30/22

RECORD RETENTION END

12/11/25

PAGES

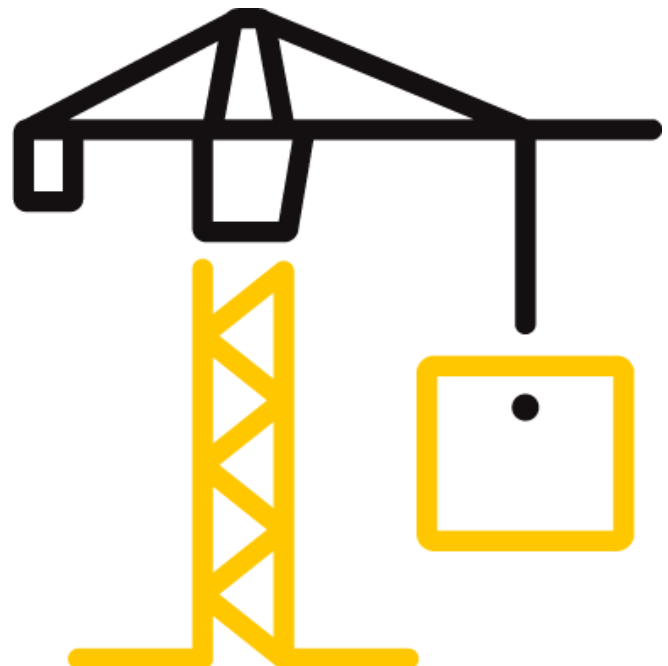
17

DOCUMENT CONTROL

ATI 00629 (03/21/18)

RTTDS-R-AMER-Test-2844

© 2017 INTERTEK



TEST REPORT FOR ONEFLOR USA

Report No.: N1333.03-113-11-R1

Date: 03/30/22

REPORT ISSUED TO

ONEFLOR USA

3011 Crossbrook Court
Katy, Texas 77450

SECTION 1

SCOPE

Intertek Building & Construction (B&C) was contracted to perform testing in accordance with ASTM E90, ASTM E492, AND ASTM E2179 on 3.5 mm OneFlor Setagrip/SetaDB. This report is a reissue in the name of OneFlor USA through written authorization from the original report holder. Results obtained are tested values and were secured by using the designated test method(s). Testing was conducted in the VT test chambers at Intertek B&C located in York, Pennsylvania.

This report does not constitute certification of this product nor an opinion or endorsement by this laboratory.

SECTION 2

SUMMARY OF TEST RESULTS

DATA FILE NO.	N1333.01
SERIES/MODEL:	3.5 mm OneFlor Setagrip/SetaDB
STC	52
IIC	56
ΔIIC	23
HIIC	61
ΔHIIC	32

COMPLETED BY: Daniel B. Mohler
Project Lead - Acoustical
TITLE: Testing

SIGNATURE:
DATE: 03/30/22

COMPLETED BY: Jordan Strybos
Engineer, Team Lead -
TITLE: Acoustical Testing

SIGNATURE:
DATE: 03/30/22

This report is for the exclusive use of Intertek's Client and is provided pursuant to the agreement between Intertek and its Client. Intertek's responsibility and liability are limited to the terms and conditions of the agreement. Intertek assumes no liability to any party, other than to the Client in accordance with the agreement, for any loss, expense or damage occasioned by the use of this report. Only the Client is authorized to permit copying or distribution of this report and then only in its entirety. Any use of the Intertek name or one of its marks for the sale or advertisement of the tested material, product or service must first be approved in writing by Intertek. The observations and test results in this report are relevant only to the sample(s) tested. This report by itself does not imply that the material, product, or service is or has ever been under an Intertek certification program.



TEST REPORT FOR ONEFLOR USA

Report No.: N1333.03-113-11-R1

Date: 03/30/22

SECTION 3**TEST METHODS**

The specimen was evaluated in accordance with the following:

ASTM E90-09 (2016), *Standard Test Method for Laboratory Measurement of Airborne Sound Transmission Loss of Building Partitions*

ASTM E413-16, *Classification for Rating Sound Insulation*

ASTM E492-09(2016)e1, *Standard Test Method for Laboratory Measurement of Impact Sound Transmission Through Floor-Ceiling Assemblies Using the Tapping Machine*

ASTM E2179-21, *Standard Test Method for Laboratory Measurement of the Effectiveness of Floor Coverings in Reducing Impact Sound Transmission Through Concrete Floors*

ASTM E989-21, *Classification for Determination of Impact Insulation Class (IIC)*

ASTM E2235-04 (2020), *Standard Test Method for Determination of Decay Rates for Use in Sound Insulation Test Methods*

ASTM E3222-20, *Standard Classification for Determination of High-Frequency Impact Sound Ratings*

SECTION 4**MATERIAL SOURCE/INSTALLATION**

The full test specimen was assembled on the day of testing by B&C. All materials provided by the original client were installed on an existing B&C assembly (Concrete Slab - 152 mm (6")) utilizing B&C-supplied materials. The assembly was installed in a steel test frame which was installed into the opening between the source and receive rooms in the test chamber. The test frame was isolated from the structure with dense neoprene gasket.

The total weight of the floor/ceiling assembly was 4067.8 kg / 8968.1 lbs. B&C will store samples of the test specimen for four years. Photographs of the test specimen are included in the report. A drawing of the test specimen is included in the report.

This report is reissued in the name of OneFlor USA through written authorization from the original report holder. The original Report No. is N1333.01-113-11.

B&C will service this report for the entire test record retention period. Test records, such as detailed drawings, datasheets, representative samples of test specimens, or other pertinent project documentation, will be retained by B&C for the entire test record retention period.

Unless differently required, Intertek reports apply the "Simple Acceptance" rule, also called "Shared Risk approach," of ILAC-G8:09/2019, Guidelines on Decision Rules and Statements of Conformity.

TEST REPORT FOR ONEFLOR USA

Report No.: N1333.03-113-11-R1

Date: 03/30/22

**SECTION 5
EQUIPMENT**

INSTRUMENT	MANUFACTURER	MODEL	DESCRIPTION	ASSET #	CAL DATE
2-Channel Analog Input	National Instruments	NI 9250	2-Channel Analog Input	INT02572	05/21 *
2-Channel Analog Input	National Instruments	NI 9250	2-Channel Analog Input	INT02574	05/21 *
2-Channel Analog Input	National Instruments	NI 9250	2-Channel Analog Input	INT02575	05/21 *
2-Channel Analog Input	National Instruments	NI 9250	2-Channel Analog Input	INT02576	05/21 *
2-Channel Analog Input	National Instruments	NI 9250	2-Channel Analog Input	INT02577	05/21 *
2-Channel Analog Input	National Instruments	NI 9250	2-Channel Analog Input	INT02578	05/21 *
2-Channel Analog Output	National Instruments	NI 9260	2-Channel Analog Input	INT02573	05/21 *
Microphone Calibrator	Norsonic	34093	Acoustical Calibrator	65105	10/21
Receive Room Microphone	PCB Piezotronics	378C20	Microphone and Preamplifier	63745	09/21
Receive Room Microphone	PCB Piezotronics	378B20	Microphone and Preamplifier	63747	07/21
Receive Room Microphone	PCB Piezotronics	378B20	Microphone and Preamplifier	65968	01/21
Receive Room Microphone	PCB Piezotronics	378B20	Microphone and Preamplifier	INT01089	02/21
Receive Room Microphone	PCB Piezotronics	378B20	Microphone and Preamplifier	INT00652	02/21
Receive Room Environmental Indicator	Comet	T7510	Temperature and Humidity Transmitter	63810	10/21
				63811	10/21
Source Room Microphone	PCB Piezotronics	378C20	Microphone and Preamplifier	65969	04/21
Source Room Microphone	PCB Piezotronics	378C20	Microphone and Preamplifier	63742	03/21
Source Room Microphone	PCB Piezotronics	378C20	Microphone and Preamplifier	63741	07/21
Source Room Microphone	PCB Piezotronics	378C20	Microphone and Preamplifier	63740	04/21
Source Room Microphone	PCB Electronics	378C20	Microphone and Preamplifier	63739	04/21
Source Room Environmental Indicator	Comet	T7510	Temperature and Humidity Transmitter	63812	10/21
Tapping Machine	Norsonic	Nor277	Tapping Machine	INT00936	02/21

* The calibration frequency for this equipment is every two years per the manufacturer's recommendation.

VT RECEIVE ROOM VOLUME	158.86 m ³ (5610.1 ft ³)
VT SOURCE ROOM VOLUME	190 m ³ (6709.79 ft ³)

**SECTION 6
LIST OF OFFICIAL OBSERVERS**

NAME	COMPANY
Cody R. Snyder	Intertek B&C
Jordan Strybos	Intertek B&C

TEST REPORT FOR ONEFLOR USA

Report No.: N1333.03-113-11-R1

Date: 03/30/22

SECTION 7**TEST PROCEDURE**

The microphones were calibrated before conducting the tests. The air temperature and relative humidity conditions were monitored and recorded during all measurements. The average temperature and humidity of both the source and receive rooms are listed in Sections 10 and 11. The maximum and minimum temperatures and humidities of the receive room from the duration of the test are listed in Sections 12 through 15.

The airborne transmission loss test was conducted in accordance with the ASTM E90 test method using the single direction method. Two background noise sound pressure level and five sound absorption measurements were conducted at each of five microphone positions. Two sound pressure level measurements were made simultaneously in both rooms, at each of five microphone positions.

The impact sound transmission test was conducted in accordance with the ASTM E492 test method. Two background noise sound pressure level, two sound pressure level measurements with the tapping machine operating at each position specified by ASTM E492, and five sound absorption measurements were conducted at each of five microphone positions.

The delta impact insulation test was conducted in accordance with ASTM E2179 test method. In addition to the impact sound transmission test, two sound pressure level measurements with the tapping machine operating at each position specified by ASTM E492 with only the concrete slab installed were conducted at each of five microphone positions.

Detailed test procedures, data for flanking limit tests, repeatability measurements, and reference specimen tests are available upon request.

SECTION 8**TEST CALCULATIONS**

The STC (Sound Transmission Class), IIC (Impact Insulation Class), HIIC (High-Frequency Impact Insulation Class), and Δ IIC (Delta Impact Insulation Class) ratings were calculated in accordance with ASTM E413, ASTM E989, ASTM E3222, and ASTM E2179, respectively.

TEST REPORT FOR ONEFLOR USA

Report No.: N1333.03-113-11-R1

Date: 03/30/22

SECTION 9

TEST SPECIMEN DESCRIPTION

MATERIAL	Dimensions (mm/inch)	Thickness (mm/inch)	MANUFACTURER AND SERIES	QUANTITY	AVERAGE WEIGHT
Flooring	1219.2 by 117.8 48 by 4.6	3.5 / 0.14	OneFlor Setagrip/SetaDB	10.98 m ² 118.19 ft ²	4.29 kg/m ² 0.88 lb/ft ²
	Note: Loose laid				
Concrete Slab	3023 by 3632 119 by 143	152.4 / 6	5000 PSI	10.98 m ² 118.19 ft ²	366.18 kg/m ² 75 lb/ft ²
	Note: Installed in a test frame flush to the source room. Mats of #5 reinforcing bars were placed 25.4 mm from both the top and bottom of the slab, with bars spaced on 305 mm centers in both directions. No noticeable shrinkage or cracking was visible on the specimen.				

TEST REPORT FOR ONEFLOR USA

Report No.: N1333.03-113-11-R1

Date: 03/30/22

SECTION 10

TEST RESULTS - AIRBORNE SOUND TRANSMISSION LOSS



TEST DATE	12/11/2021				
DATA FILE NO.	N1333.01				
CLIENT	OneFlor USA				
DESCRIPTION	3.5 mm (0.14") OneFlor Setagrip/SetaDB Flooring, 152.4 mm (6") 5000 PSI Concrete Slab				
SPECIMEN AREA	10.98 m ²	Receive Temp.	20.7°C (69.2°F)	Source Temp.	17.5°C (63.5°F)
TECHNICIAN	CRS	Receive Humidity	58%	Source Humidity	58%

FREQ (Hz)	BACKGROUND SPL (dB)	ABSORPTION m ²	SOURCE SPL (dB)	RECEIVE SPL (dB)	SPECIMEN TL (dB)	95% CONFIDENCE LIMIT	NUMBER OF DEFICIENCIES
50	31.1	19.7	94	55	38	3.2	-
63	25.2	16.6	92	55	37	5.3	-
80	27.4	13.7	91	58	33	2.7	-
100	20.2	9.6	88	52	38	1.9	-
125	20.9	8.3	91	52	41	2.5	0
160	19.1	8.4	89	52	39	1.6	0
200	16.4	9.5	89	51	39	1.5	3
250	15.3	9.1	95	52	44	1.5	1
315	16.8	8.7	97	51	47	1.3	1
400	14.4	8.2	96	50	47	0.8	4
500	12.8	7.5	96	48	49	0.8	3
630	13.6	7.5	97	48	51	0.7	2
800	14.3	7.6	97	47	51	0.6	3
1000	17.3	7.7	97	47	51	0.6	4
1250	14.5	7.8	97	45	53	0.7	3
1600	12.7	8.1	97	40	58	0.5	0
2000	11.3	8.8	96	34	63	0.8	0
2500	10.3	9.8	95	30	67	0.6	0
3150	9.2	10.3	98	29	71	0.9	0
4000	9.2	11.6	99	27	73	1.2	0
5000	9.4	13.2	98	22	75	1.3	-
6300	10.1	16.3	92	12	79	0.9	-
8000	10.7	20.6	91	11	79	0.8	-
10000	11.4	20.6	86	9	74	1.0	-
STC Rating	52	<i>(Sound Transmission Class)</i>			Sum of Deficiencies	24	

- Notes:**
- 1) Receive Room levels less than 5 dB above the Background levels are highlighted in yellow.
 - 2) Specimen TL levels listed in red are potentially limited by the laboratory flanking limit.
 - 3) Specimen TL levels listed in blue indicate the lower limit of the transmission loss.
 - 4) Specimen TL levels listed in green indicate that there has been a filler wall correction applied

TEST REPORT FOR ONEFLOR USA

Report No.: N1333.03-113-11-R1

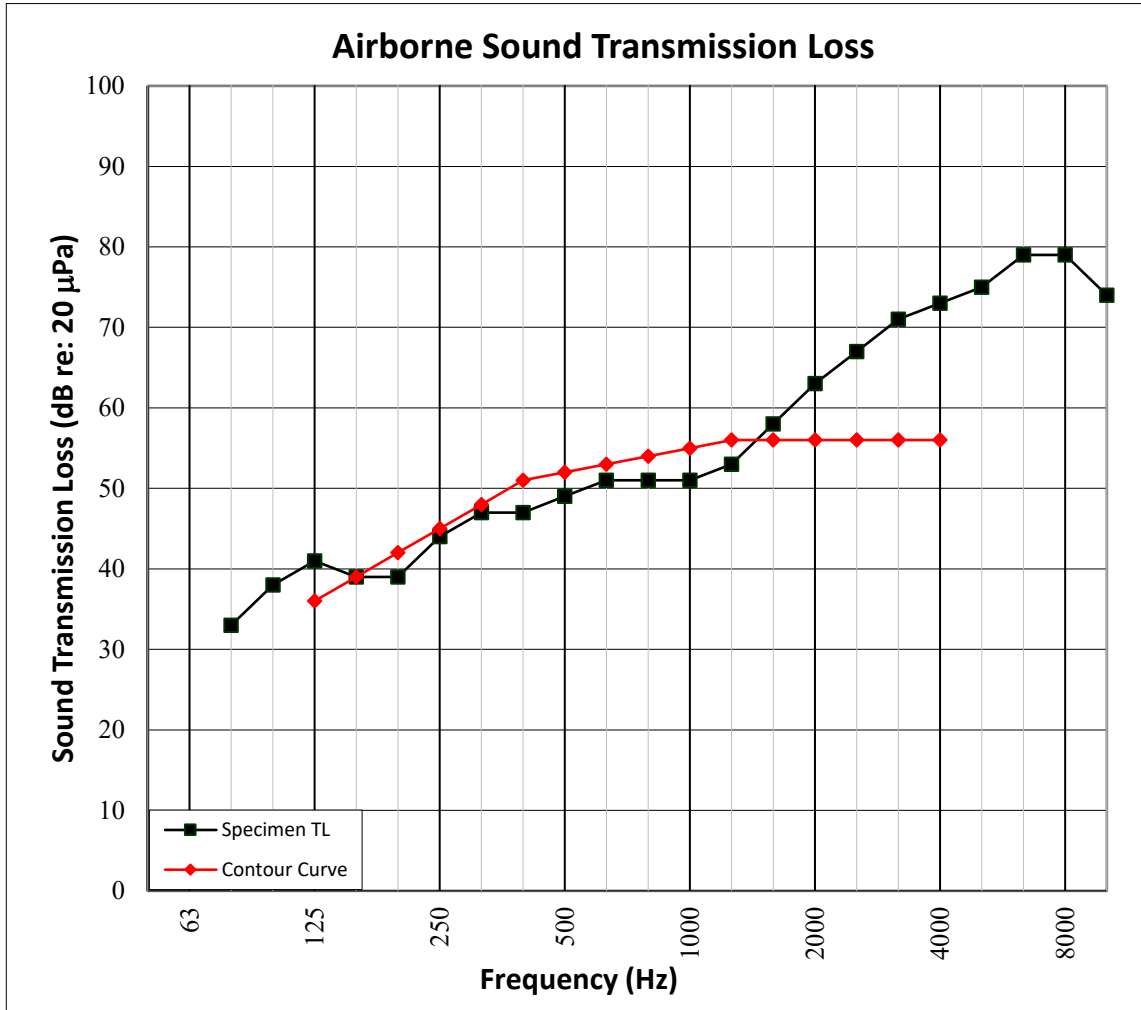
Date: 03/30/22

SECTION 11

TEST RESULTS - AIRBORNE SOUND TRANSMISSION LOSS GRAPH



TEST DATE	12/11/2021				
DATA FILE NO.	N1333.01				
CLIENT	OneFlor USA				
DESCRIPTION	3.5 mm (0.14") OneFlor Setagrip/SetaDB Flooring, 152.4 mm (6") 5000 PSI Concrete Slab				
SPECIMEN AREA	10.98 m ²	Receive Temp.	20.7°C (69.2°F)	Source Temp.	17.5°C (63.5°F)
TECHNICIAN	CRS	Receive Humidity	58%	Source Humidity	58%



TEST REPORT FOR ONEFLOR USA

Report No.: N1333.03-113-11-R1

Date: 03/30/22

SECTION 12

TEST RESULTS - IMPACT SOUND TRANSMISSION



TEST DATE	12/11/2021				
DATA FILE NO.	N1333.01				
CLIENT	OneFlor USA				
DESCRIPTION	3.5 mm (0.14") OneFlor Setagrip/SetaDB Flooring, 152.4 mm (6") 5000 PSI Concrete Slab				
SPECIMEN AREA	10.98 m ²	Maximum Temp.	20.8°C (69.4°F)	Minimum Temp.	20.6°C (69°F)
TECHNICIAN	CRS	Max. Humidity	59%	Min. Humidity	57%

FREQ (Hz)	BACKGROUND SPL (dB)	ABSORPTION m ²	NORMALIZED IMPACT SPL (dB)	95% CONFIDENCE LIMIT	NUMBER OF DEFICIENCIES
80	25.9	13.6	56	2.3	-
100	19.6	9.9	54	0.9	0
125	20.9	8.3	57	1.2	1
160	18.5	7.8	61	0.9	5
200	15.1	9.4	64	0.6	8
250	15.0	9.5	62	0.6	6
315	17.2	9.0	62	0.7	6
400	15.1	7.8	58	0.6	3
500	13.4	7.6	54	0.7	0
630	14.3	7.3	52	0.5	0
800	15.4	7.5	48	0.7	0
1000	15.4	7.6	44	0.5	0
1250	14.6	7.7	40	0.5	0
1600	13.9	8.1	37	0.6	0
2000	12.4	8.8	30	0.7	0
2500	10.8	9.7	23	1.0	0
3150	9.6	10.2	15	1.1	0
4000	9.4	11.4	9	0.7	-
5000	9.4	13.0	9	0.9	-
6300	10.1	16.2	10	0.9	-
8000	10.7	20.7	12	0.9	-
10000	11.4	20.7	12	1.0	-
IIC Rating	56	<i>(Impact Insulation Class)</i>		Sum of Deficiencies	29

Notes: Receive Room levels less than 5 dB above the Background levels are highlighted in yellow.

TEST REPORT FOR ONEFLOR USA

Report No.: N1333.03-113-11-R1

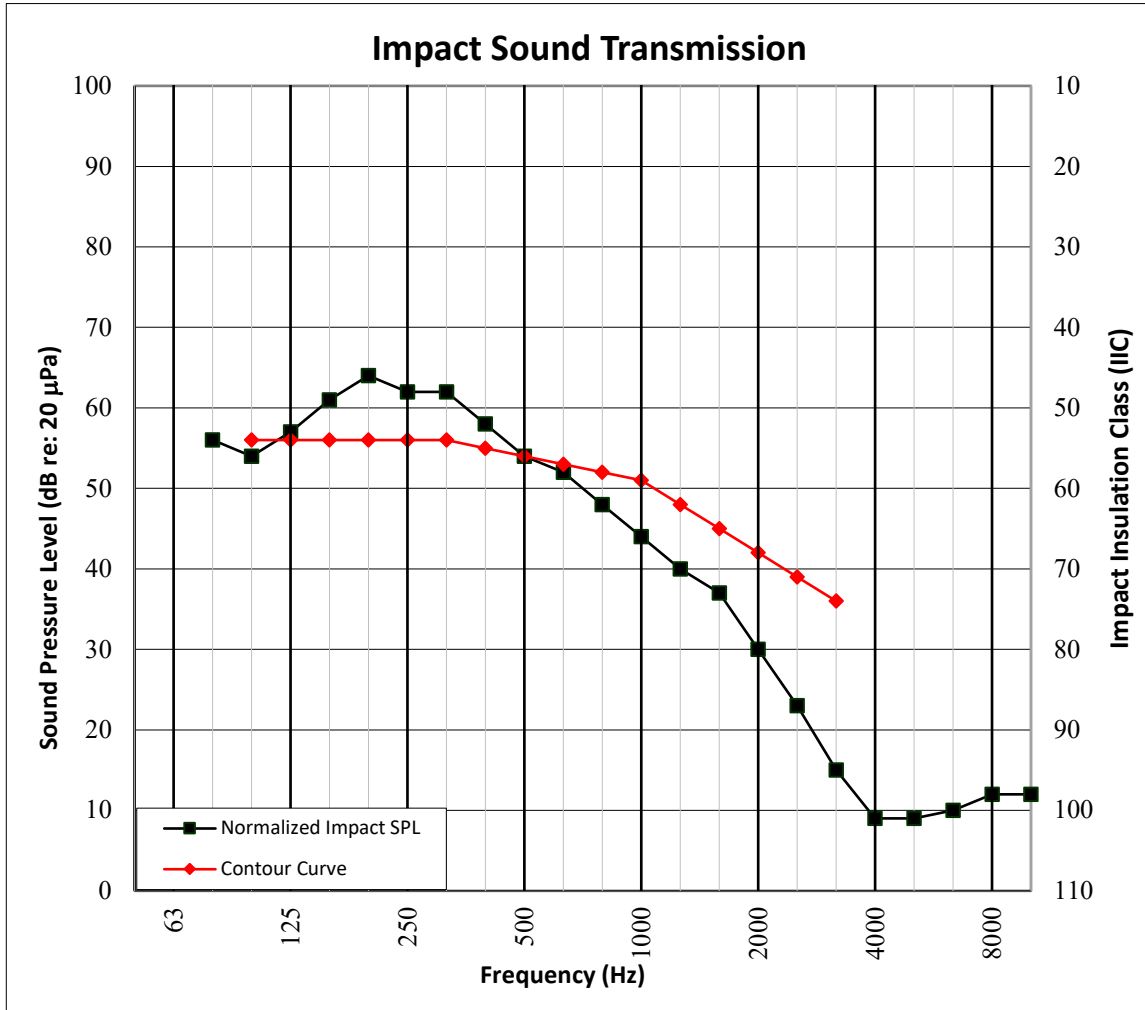
Date: 03/30/22

SECTION 13

TEST RESULTS - IMPACT SOUND TRANSMISSION GRAPH



TEST DATE	12/11/2021				
DATA FILE NO.	N1333.01				
CLIENT	OneFlor USA				
DESCRIPTION	3.5 mm (0.14") OneFlor Setagrip/SetaDB Flooring, 152.4 mm (6") 5000 PSI Concrete Slab				
SPECIMEN AREA	10.98 m ²	Maximum Temp.	20.8°C (69.4°F)	Minimum Temp.	20.6°C (69°F)
TECHNICIAN	CRS	Max. Humidity	59%	Min. Humidity	57%



TEST REPORT FOR ONEFLOR USA

Report No.: N1333.03-113-11-R1

Date: 03/30/22

SECTION 14

TEST RESULTS - HIGH-FREQUENCY IMPACT SOUND TRANSMISSION



TEST DATE	12/11/2021				
DATA FILE NO.	N1333.01				
CLIENT	OneFlor USA				
DESCRIPTION	3.5 mm (0.14") OneFlor Setagrip/SetaDB Flooring, 152.4 mm (6") 5000 PSI Concrete Slab				
SPECIMEN AREA	10.98 m ²	Maximum Temp.	20.8°C (69.4°F)	Minimum Temp.	20.6°C (69°F)
TECHNICIAN	CRS	Max. Humidity	59%	Min. Humidity	57%

FREQ (Hz)	BACKGROUND SPL (dB)	ABSORPTION m ²	NORMALIZED IMPACT SPL (dB)	95% CONFIDENCE LIMIT	NUMBER OF DEFICIENCIES
400	15.1	7.8	58	0.6	8.1
500	13.4	7.6	54	0.7	5.1
630	14.3	7.3	52	0.5	3.7
800	15.4	7.5	48	0.7	1.2
1000	15.4	7.6	44	0.5	0.0
1250	14.6	7.7	40	0.5	0.0
1600	13.9	8.1	37	0.6	0.0
2000	12.4	8.8	30	0.7	0.0
2500	10.8	9.7	23	1.0	0.0
3150	9.6	10.2	15	1.1	0.0
HIIC Rating	61	<i>(High-Frequency Impact Insulation Class)</i>		Sum of Deficiencies	18.0

Notes: Receive Room levels less than 5 dB above the Background levels are highlighted in yellow.

TEST REPORT FOR ONEFLOR USA

Report No.: N1333.03-113-11-R1

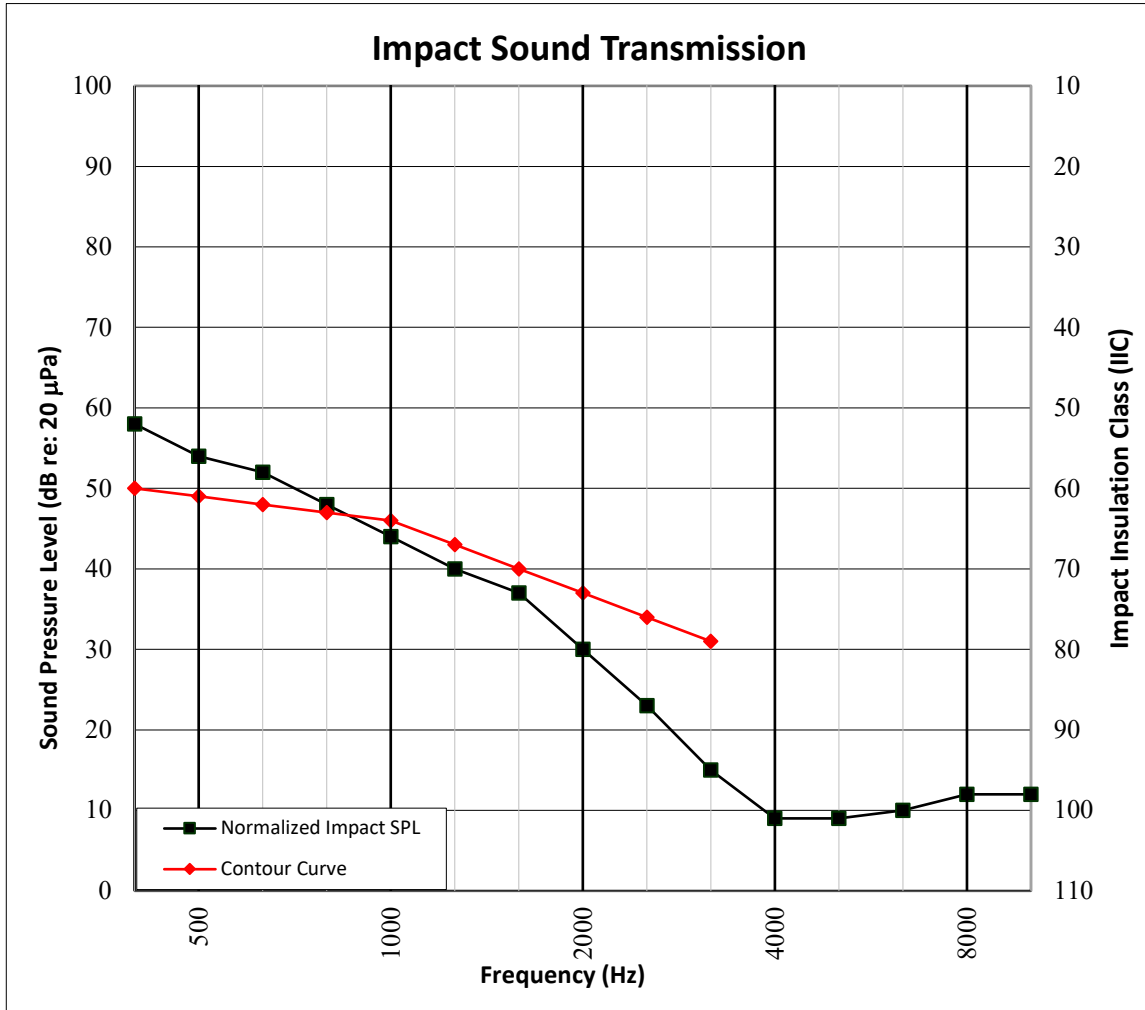
Date: 03/30/22

SECTION 15

TEST RESULTS -HIGH-FREQUENCY IMPACT SOUND TRANSMISSION GRAPH



TEST DATE	12/11/2021				
DATA FILE NO.	N1333.01				
CLIENT	OneFlor USA				
DESCRIPTION	3.5 mm (0.14") OneFlor Setagrip/SetaDB Flooring, 152.4 mm (6") 5000 PSI Concrete Slab				
SPECIMEN AREA	10.98 m ²	Maximum Temp.	20.8°C (69.4°F)	Minimum Temp.	20.6°C (69°F)
TECHNICIAN	CRS	Max. Humidity	59%	Min. Humidity	57%



TEST REPORT FOR ONEFLOR USA

Report No.: N1333.03-113-11-R1

Date: 03/30/22

SECTION 16

TEST RESULTS - DELTA IMPACT INSULATION



TEST DATE	12/11/2021				
DATA FILE NO.	N1333.01				
CLIENT	OneFlor USA				
DESCRIPTION	3.5 mm (0.14") OneFlor Setagrip/SetaDB Flooring, 152.4 mm (6") 5000 PSI Concrete Slab				
SPECIMEN AREA	10.98 m ²	Maximum Temp.	20.8°C (69.4°F)	Minimum Temp.	20.6°C (69°F)
TECHNICIAN	CRS	Max. Humidity	59%	Min. Humidity	57%

FREQ (Hz)	BACKGROUND SPL (dB)	ABSORPTION m ²	NORMALIZED IMPACT SPL BARE (dB)	95% CONF LIMIT	NORMALIZED IMPACT SPL SPEC (dB)	95% CONF LIMIT	RESULT ARRAY L _{ref,c}	NUMBER OF DEFICIENCIES
100	19.6	9.9	54.8	1.2	54.1	1.1	66.0	5
125	20.9	8.3	58.0	1.5	56.6	1.5	66.0	5
160	18.5	7.8	63.6	1.3	61.4	1.1	66.0	5
200	15.1	9.4	66.7	0.8	63.9	0.8	66.0	5
250	15.0	9.5	65.7	0.8	61.6	0.8	65.0	4
315	17.2	9.0	67.9	0.8	61.5	0.9	63.0	2
400	15.1	7.8	67.9	0.9	58.1	0.8	60.0	0
500	13.4	7.6	68.4	0.7	54.1	0.9	56.0	0
630	14.3	7.3	70.3	0.5	51.7	0.7	52.0	0
800	15.4	7.5	70.6	0.6	48.2	0.8	49.0	0
1000	15.4	7.6	71.5	0.5	43.9	0.6	44.0	0
1250	14.6	7.7	71.8	0.5	40.3	0.6	41.0	0
1600	13.9	8.1	71.5	0.7	36.7	0.7	37.0	0
2000	12.4	8.8	71.2	0.9	30.5	0.8	31.0	0
2500	10.8	9.7	70.0	1.0	23.4	1.2	25.0	0
3150	9.6	10.2	68.8	1.3	15.2	1.4	18.0	0
ΔIIC Rating	23	<i>(Delta Impact Insulation Class)</i>				Sum of Deficiencies	26	
ΔHIIC Rating	32	<i>(Delta High-Frequency Impact Insulation Class)</i>				Sum of Deficiencies	19	

Notes: Receive Room levels less than 5 dB above the Background levels are highlighted in yellow.

TEST REPORT FOR ONEFLOR USA

Report No.: N1333.03-113-11-R1

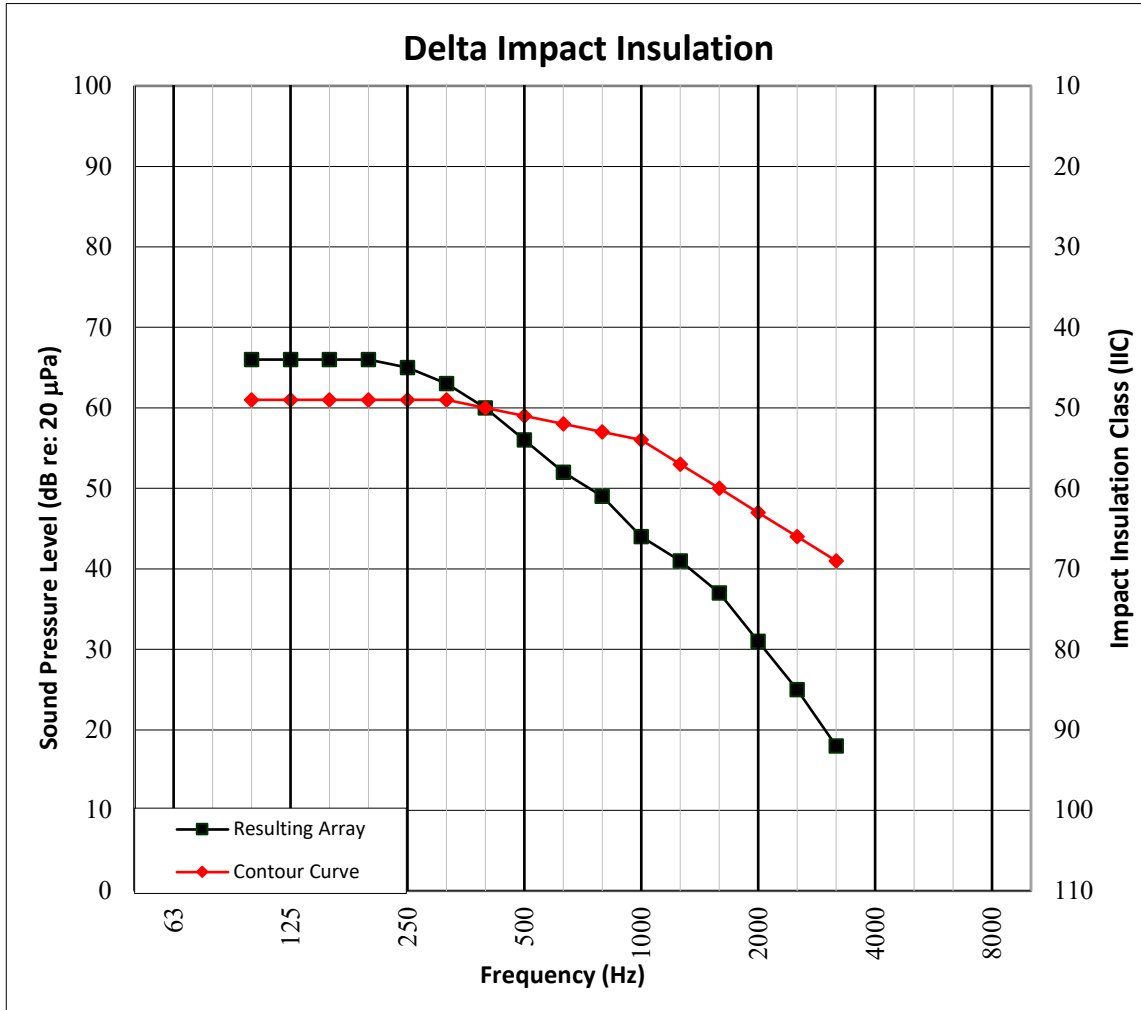
Date: 03/30/22

SECTION 17

TEST RESULTS - DELTA IMPACT INSULATION GRAPH



TEST DATE	12/11/2021				
DATA FILE NO.	N1333.01				
CLIENT	OneFlor USA				
DESCRIPTION	3.5 mm (0.14") OneFlor Setagrip/SetaDB Flooring, 152.4 mm (6") 5000 PSI Concrete Slab				
SPECIMEN AREA	10.98 m ²	Maximum Temp.	20.8°C (69.4°F)	Minimum Temp.	20.6°C (69°F)
TECHNICIAN	CRS	Max. Humidity	59%	Min. Humidity	57%



TEST REPORT FOR ONEFLOR USA

Report No.: N1333.03-113-11-R1

Date: 03/30/22

SECTION 18

PHOTOGRAPHS



Photo No. 1

Source Room View of Test Specimen Installation



Photo No. 2

Receive Room View of Test Specimen Installation


TEST REPORT FOR ONEFLOR USA

Report No.: N1333.03-113-11-R1

Date: 03/30/22

SECTION 19

DRAWING



1-Floor Topping

2-Concrete Slab

TEST REPORT FOR ONEFLOR USA

Report No.: N1333.03-113-11-R1

Date: 03/30/22

SECTION 20

REVISION LOG

REVISION #	DATE	PAGES	DESCRIPTION
R0	03/29/22	N/A	Original Report Issue - Reissue of Report No. N1333.01-113-11 in the name of OneFlor USA.
R1	03/30/22	1, 2	Corrected series/model from 3.5 mm OneFlor Setagrip/SetaD8 to 3.5 mm OneFlor Setagrip/SetaDB